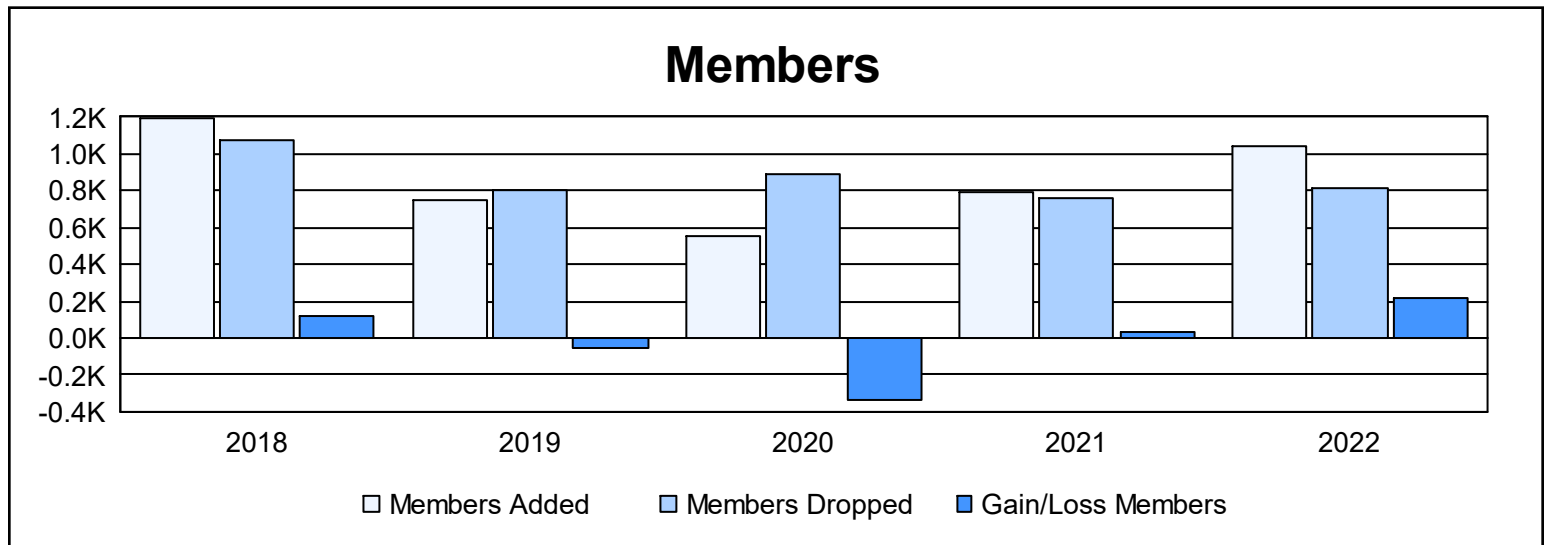
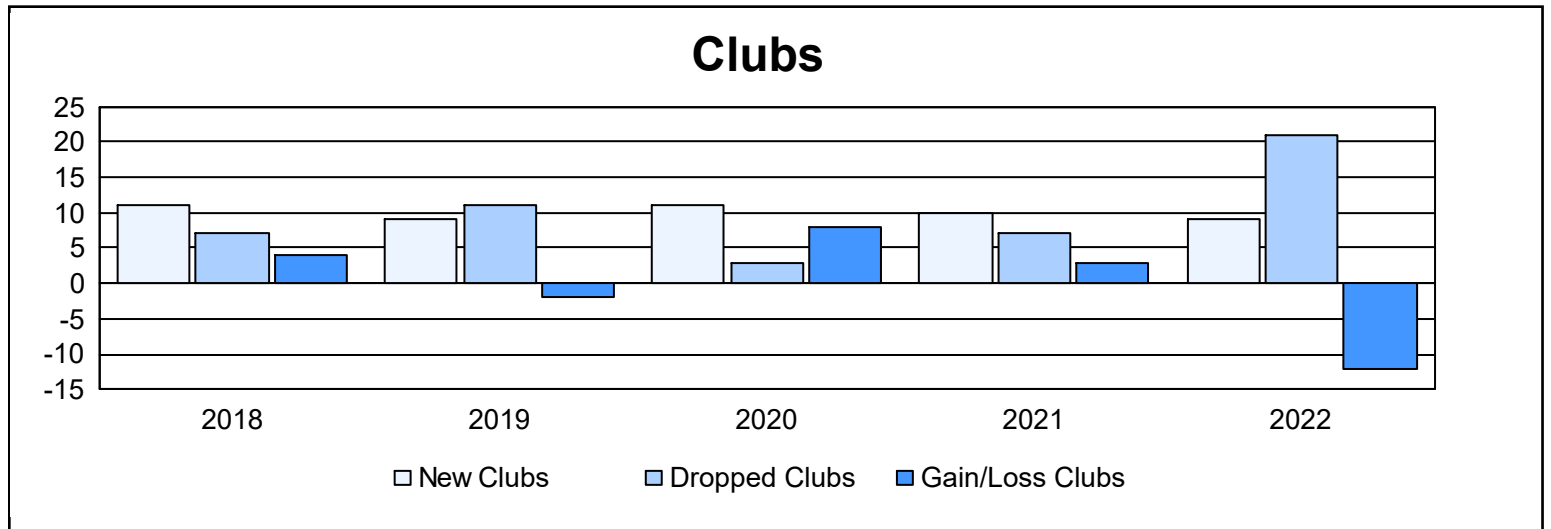
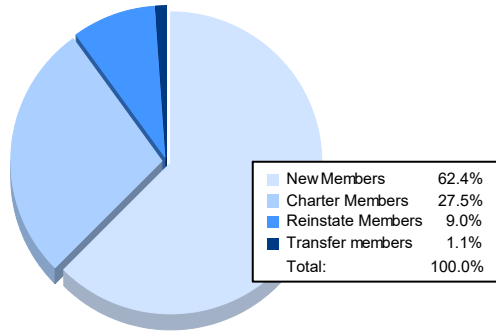


| Year | New Clubs | Dropped Clubs | Gain/ Loss Clubs | New Members | Charter Members | Reinstate Members | Transfer Members | Total Member Added | Total Members Dropped | Gain/ Loss Members |
|----------------|-----------|---------------|------------------|-------------|-----------------|-------------------|------------------|--------------------|-----------------------|--------------------|
| 2017-2018 | 11 | 7 | 4 | 716 | 377 | 68 | 30 | 1,191 | 1,075 | 116 |
| 2018-2019 | 9 | 11 | -2 | 395 | 276 | 69 | 11 | 751 | 804 | -53 |
| 2019-2020 | 11 | 3 | 8 | 272 | 201 | 67 | 10 | 550 | 892 | -342 |
| 2020-2021 | 10 | 7 | 3 | 532 | 227 | 28 | 1 | 788 | 759 | 29 |
| 2021-2022 | 9 | 21 | -12 | 650 | 286 | 94 | 11 | 1,041 | 819 | 222 |
| Average | 10 | 10 | 0 | 513 | 273 | 65 | 13 | 864 | 870 | -6 |



Membership Composition June 2022 Cumulative



Gender Composition June 2022 Cumulative

